

true echo))))((((



reverberate, resound, rejoice

Late Spring/Transition Fall
2007 Collection

www.trueecho.com

true echo))))(((

What we stand for:

Ethical production, kindness and consideration in business practices, healthy living, eco textiles, low-impact dyes, helping those around us, world community, laughing, loving, living life to the fullest while leaving a small footprint...

join us!

reverberate, resound, rejoice

www.trueecho.com

Women's Collection



9 oz Super Soft Hemp/Cotton Blend Canvas



EW801

Our super cute, super easy fit crop hooded jacket with front tie closure is fully lined in hemp/tencel. Sleeve cuff can be worn up or down.

Available in sizes: S - XL



coffee



canvas



black

55 Hemp/45 Cotton

EW401

This great easy-fit capri has side and bottom ties for adjustable looks. Inseam is 22"

Available in sizes: 6 - 14



coffee



canvas



black

55 Hemp/45 Cotton



Women's Collection

true echo)))(((

Lt Wt Hemp/Tencel Blend Woven
55 Hemp/45 Tencel

A peasant blouse in a light easy silhouette for warm days and relaxed living. It has a drawstring neckline and lace trim.

EW300



EW350

A pretty cami with lined bodice and matching lace trim. It can be drawn in under the bust and has an invisible side zip.

EW500

Our skirt with bottom ruffle is lined and has a side invisible zip and self adjustable drawstring at waistline.



EW403

Our easy fit beach pant can be tied like a harem pant or left full at the hem. It has front pockets and zip opening. (Not available in white)

All above styles available in sizes S-XL



coffee



canvas



black



white



13 oz Hemp/Cotton Denim Jean

EW402

Our jean is a relaxed fit with a boot cut soft leg and indigo denim washed finish. It has 2 front pockets and two back patch pockets.

Available in sizes: 6 - 14



Indigo

Hemp/Soy/Bamboo Blend Jersey

EW851

This cute vested hoodie is great for layering and can be both sporty and dressy. Front kangaroo pocket and lined hood.

Available in sizes S-XL



coffee



Black



Bamboo/Cotton/Spandex French Terry

68 Bamboo/27 Cotton/5 Spandex



EW700

Our cosy hoodie has zip front, pockets and banding on cuffs and hem.

EW750


This capri has a great fit with slightly low rise a drawstring waistline and flared leg hem.

EW751

The drawstring pant has a slightly flared hem and low rise. (not shown)

EW755

It's the year of the short and this one is cute and sassy. It sits low on the waist and has a drawstring closure.



All above available in sizes S-XL



Robin Egg



coffee



tomato



Cream



Black

Cozy Eco Sweaters



EW200S

This cozy sweater is a chunky 12 gg knit in natural coloured yarns of hemp and cotton. It has slightly belled sleeves and a straight cut body. Neckline is rib.

Hemp/Cotton Blend

Available in sizes: S-XL



EW201S

Soft and supple, this sweater is a luxurious blend of bamboo and cotton with a scooped neckline and 3/4 sleeve.

70 bamboo/30 cotton

Available in sizes S-XL



Natural



Mist



Black

EW400

Pair our great sweaters with our clean classic chino pant. Slightly lower rise, front quarter top pockets and a boot cut hem.

100 organic cotton twill

Available in sizes 6-14



Chino



Black



Soy/Cotton/Spandex Blend Jersey and Rib



EW101

This top has a plunging double V on both the front and back with a small bit of gathering at front and gathered sleeves. It is slightly longer length so it can be worn both long and gathered up at the sides, as well as on or off shoulder. Jersey



EW103

Our dolman sleeve top is easy fit and relaxed with a whole lot of style. The sleeve is a 3/4 length full fabric without armhole seams. It has an open "boat" neckline. Jersey



EW120

This rib tank has ruffled hem and dyed to match applique on the front neckline. Wear it dressed up or down and on its own or as a layering piece.

2x2 Rib

All above available in sizes S-XL



Corn



Coffee




Cream



Black

Bamboo Blend Tops



EW100B

This is our basic tee with lots of not-so-basic details like the slim fit and raw edging on neckline and sleeve hem.

Available in sizes: S - XL



Bamboo/cotton/spandex jersey

EW104

This polo is styled from a trusted and true version and done in eco friendly Bamboo and Tencel. It is fitted through the body and has a cap sleeve. Wear it layered for a new look!

Available in sizes S-XL



Tan Mist Black Cream

Bamboo/Tencel Pique Knit



Men's Collection



Hemp/Cotton Blended Yarn Dyes



EM301

Our classic camp shirt style with new soft eco yarn dyes in hemp/cotton blended and then washed so they are super soft. Cut straight at hem to be worn in or out, with chest pocket and side slits.

Available in sizes: S-XXL



tan pinstripe



straw check



Chino Pant and Polo Shirt

EM101

This polo is styled from a trusted and true classic and done in eco friendly Bamboo and Tencel. It has a 2 button clean finished placket and side slits at hem.

Available in sizes: S - XXL

Bamboo/Tencel pique knit



Tan



Cream



Black



EM400

We studied all the best fits around and we came up with this one! We know you will love our classic fit and super soft eco twill.

Available in sizes: 30-38

100% organic cotton twill



chino



Black





EM100 Bamboo/cotton Jersey

Our super soft Tee is made of bamboo and cotton knit with contrast stitch on sleeve and body hem and contrast rib collar.


Available in sizes S-XXL



EM450 Hemp/cotton Canvas

This great easy-fit cargo short is cut from a classic fit and has lots of roomy pockets.


Available in sizes: 30 - 38



EM800 Hemp/cotton Canvas

Our classic men'swear jacket goes over anything! It is fully lined and has a front zip opening. (not shown)

Available in sizes: S - XXL



true echo - Women's Sizing

| | S | M | | L | XL | |
|----------------|----------|----------|-----------|-----------|-----------|--|
| | 6 | 8 | 10 | 12 | 14 | |
| Chest | 33-34 | 35 - 36 | 36-37 | 38 | 39-40 | |
| Waist | 27-28 | 29-30 | 31-32 | 33-34 | 35-36 | |
| Low Hip | 35-36 | 37-38 | 39-40 | 41-42 | 43-44 | |

true echo - Men's Sizing

| | S | M | L | XL | XXL |
|--------------|----------|----------|----------|-----------|------------|
| Chest | 38-39 | 40-41 | 42-44 | 45-46 | 47-48 |
| Waist | 30-31 | 32-33 | 34-35 | 36-37 | 38-39 |

Please note that the above reflects the body measurement and not garment measurements.